

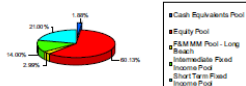



Each quarter a statement is produced as a report of the financial activity impacting your fund during that quarter.

Statements are available online approximately three to four weeks after the end of the quarter.

Below is a sample statement for your reference.

 <p>LONG BEACH COMMUNITY FOUNDATION 400 OceanGate, Suite 800, Long Beach, CA 90802 phone 562-435-9033</p> <p>Foundation Fund (00) For the Period Ending 9/30/2016</p>		 <p>LONG BEACH COMMUNITY FOUNDATION 400 OceanGate, Suite 800, Long Beach, CA 90802 phone 562-435-9033</p> <p>Foundation Fund (00) For the Period Ending 9/30/2016</p>																																																																							
<p>INVESTMENT PORTFOLIO SUMMARY as of 9/30/2016</p>  <p>STATEMENT OF FINANCIAL POSITION</p> <p>Market Value as of 09/30/2016</p> <table border="1"> <tr><td colspan="2">Investments</td></tr> <tr><td>Cash Equivalents Pool</td><td>\$ 6,115.27</td></tr> <tr><td>Equity Pool</td><td>165,848.99</td></tr> <tr><td>RMM MM Pool - Long Beach</td><td>9,747.88</td></tr> <tr><td>Intermediate Fixed Income Pool</td><td>45,615.99</td></tr> <tr><td>Short Term Fixed Income Pool</td><td>68,407.38</td></tr> <tr><td>Total Investments</td><td>325,735.51</td></tr> <tr><td>Total Assets</td><td>\$ 325,735.51</td></tr> <tr><td colspan="2">Liabilities and Fund Balance</td></tr> <tr><td>Fund Balance</td><td>\$ 325,735.51</td></tr> <tr><td>Total Liabilities and Fund Balance</td><td>\$ 325,735.51</td></tr> </table>		Investments		Cash Equivalents Pool	\$ 6,115.27	Equity Pool	165,848.99	RMM MM Pool - Long Beach	9,747.88	Intermediate Fixed Income Pool	45,615.99	Short Term Fixed Income Pool	68,407.38	Total Investments	325,735.51	Total Assets	\$ 325,735.51	Liabilities and Fund Balance		Fund Balance	\$ 325,735.51	Total Liabilities and Fund Balance	\$ 325,735.51	<p>STATEMENT OF FUND ACTIVITY</p> <table border="1"> <thead> <tr> <th></th> <th>Current Period 9/30/2016 - 9/30/2016</th> <th>Year-To-Date 9/30/2016 - 9/30/2016</th> </tr> </thead> <tbody> <tr><td>BEGINNING FUND BALANCE</td><td>\$ 317,095.27</td><td>\$ 368,103.95</td></tr> <tr><td colspan="3">Receipts</td></tr> <tr><td>Total Receipts</td><td>\$ 0.00</td><td>\$ 0.00</td></tr> <tr><td colspan="3">Earnings</td></tr> <tr><td>Interest and Dividends</td><td>\$ 1,617.41</td><td>\$ 4,904.95</td></tr> <tr><td>Unrealized Gains (Losses)</td><td>8,016.48</td><td>13,232.48</td></tr> <tr><td>Realized Gains (Losses)</td><td>236.82</td><td>367.42</td></tr> <tr><td>Total Earnings</td><td>\$ 9,870.71</td><td>\$ 18,524.85</td></tr> <tr><td colspan="3">Disbursements</td></tr> <tr><td>Grants Approved</td><td>\$ 0.00</td><td>\$ (57,500.00)</td></tr> <tr><td>Administrative Fee</td><td>(1,012.10)</td><td>(3,012.84)</td></tr> <tr><td>Investment Administration Fee</td><td>(136.39)</td><td>(88.45)</td></tr> <tr><td>Total Disbursements</td><td>\$ (1,148.49)</td><td>\$ (60,593.29)</td></tr> <tr><td>Net Change</td><td>8,722.22</td><td>(42,068.44)</td></tr> <tr><td>ENDING FUND BALANCE</td><td>\$ 325,735.51</td><td>\$ 325,735.51</td></tr> </tbody> </table>			Current Period 9/30/2016 - 9/30/2016	Year-To-Date 9/30/2016 - 9/30/2016	BEGINNING FUND BALANCE	\$ 317,095.27	\$ 368,103.95	Receipts			Total Receipts	\$ 0.00	\$ 0.00	Earnings			Interest and Dividends	\$ 1,617.41	\$ 4,904.95	Unrealized Gains (Losses)	8,016.48	13,232.48	Realized Gains (Losses)	236.82	367.42	Total Earnings	\$ 9,870.71	\$ 18,524.85	Disbursements			Grants Approved	\$ 0.00	\$ (57,500.00)	Administrative Fee	(1,012.10)	(3,012.84)	Investment Administration Fee	(136.39)	(88.45)	Total Disbursements	\$ (1,148.49)	\$ (60,593.29)	Net Change	8,722.22	(42,068.44)	ENDING FUND BALANCE	\$ 325,735.51	\$ 325,735.51
Investments																																																																									
Cash Equivalents Pool	\$ 6,115.27																																																																								
Equity Pool	165,848.99																																																																								
RMM MM Pool - Long Beach	9,747.88																																																																								
Intermediate Fixed Income Pool	45,615.99																																																																								
Short Term Fixed Income Pool	68,407.38																																																																								
Total Investments	325,735.51																																																																								
Total Assets	\$ 325,735.51																																																																								
Liabilities and Fund Balance																																																																									
Fund Balance	\$ 325,735.51																																																																								
Total Liabilities and Fund Balance	\$ 325,735.51																																																																								
	Current Period 9/30/2016 - 9/30/2016	Year-To-Date 9/30/2016 - 9/30/2016																																																																							
BEGINNING FUND BALANCE	\$ 317,095.27	\$ 368,103.95																																																																							
Receipts																																																																									
Total Receipts	\$ 0.00	\$ 0.00																																																																							
Earnings																																																																									
Interest and Dividends	\$ 1,617.41	\$ 4,904.95																																																																							
Unrealized Gains (Losses)	8,016.48	13,232.48																																																																							
Realized Gains (Losses)	236.82	367.42																																																																							
Total Earnings	\$ 9,870.71	\$ 18,524.85																																																																							
Disbursements																																																																									
Grants Approved	\$ 0.00	\$ (57,500.00)																																																																							
Administrative Fee	(1,012.10)	(3,012.84)																																																																							
Investment Administration Fee	(136.39)	(88.45)																																																																							
Total Disbursements	\$ (1,148.49)	\$ (60,593.29)																																																																							
Net Change	8,722.22	(42,068.44)																																																																							
ENDING FUND BALANCE	\$ 325,735.51	\$ 325,735.51																																																																							
1		2																																																																							

 <p>LONG BEACH COMMUNITY FOUNDATION 400 OceanGate, Suite 800, Long Beach, CA 90802 phone 562-435-9033</p> <p>Foundation Fund (00) For the Period Ending 9/30/2016</p>																			
<p>Transaction Detail</p> <p>Grants Approved Schedule</p> <table border="1"> <tr><td>01/06/2016</td><td>Sanjans</td><td>\$ 20,000.00</td></tr> <tr><td>01/06/2016</td><td>Foundation Inc.</td><td>25,000.00</td></tr> <tr><td>02/19/2016</td><td>Foundation Inc.</td><td>1,000.00</td></tr> <tr><td>04/19/2016</td><td>Foundation Inc.</td><td>10,000.00</td></tr> <tr><td>05/23/2016</td><td>Foundation Inc.</td><td>1,500.00</td></tr> <tr><td>Total Grants Approved</td><td></td><td>\$ 57,500.00</td></tr> </table>		01/06/2016	Sanjans	\$ 20,000.00	01/06/2016	Foundation Inc.	25,000.00	02/19/2016	Foundation Inc.	1,000.00	04/19/2016	Foundation Inc.	10,000.00	05/23/2016	Foundation Inc.	1,500.00	Total Grants Approved		\$ 57,500.00
01/06/2016	Sanjans	\$ 20,000.00																	
01/06/2016	Foundation Inc.	25,000.00																	
02/19/2016	Foundation Inc.	1,000.00																	
04/19/2016	Foundation Inc.	10,000.00																	
05/23/2016	Foundation Inc.	1,500.00																	
Total Grants Approved		\$ 57,500.00																	
3																			